

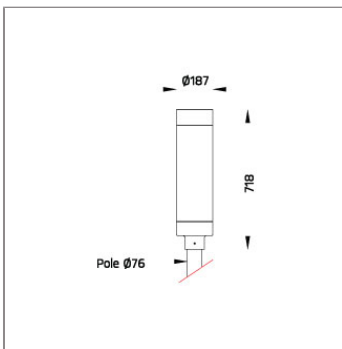
# STICK

## STICK

### POLE MOUNTED



LAST UPDATE: 02-07-2024



STICK is cylindrical-shaped light column with symmetrical / asymmetrical light distribution. The LED light source in combination with a unique 250 degree wide spread lens provides uniform light. It is available with the choices of three different color temperatures from 2700K, 3000K or 4000K in high color consistency and remarkable color rendering index. STICK with HID light source and E27 holder for retrofit lamps are also available. The internal glare suppression louver improves the lighting quality by limiting the upward light emission. STICK is generally installed in the walkways, gardens, parks, commercial areas and open spaces to provide the general lighting from mid-high level. The recommended mounting height is between 3 – 4 meters above the ground. STICK Direct is an evolution of the existing STICK product line. The cylindrical shaped luminaire is available with symmetric or asymmetric light distribution. The efficacy of STICK has been improved to at least 120lm/W and virtually upright free. The ambient temperature is rated up to 50°C. STICK direct is available as light column or pole-top light. This makes STICK direct a great choice for new installations and site upgrades.

## Technical Data



Ordering Code :	7269-L-3-668-XX
Lamp :	LED
Beam :	T5
CCT :	3000 K
CRI :	CRI >80
SDCM :	SDCM = 3
Lamp Lumen :	4220 lm
Luminaire Lumen :	3090 lm
Lamp Wattage :	23 W
Luminaire Wattage :	26 W
Efficacy :	118 lm/W
Ambient Temperature :	50°C
Lumen Maintenance	L70B10 >72,000 h
Controller :	On-Off
Input Voltage :	220-240Vac 50/60Hz
Net Weight :	6.00 kg.

### Ordering code guide

XXXX-X-X-XXX-XX  
A B C D E



















- A Product Code
- B Reflector
- C Electrical Component
- D Lamp
- E Color



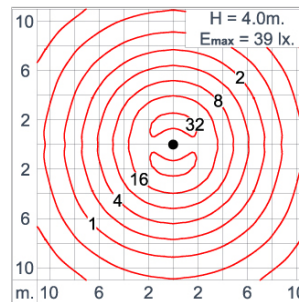
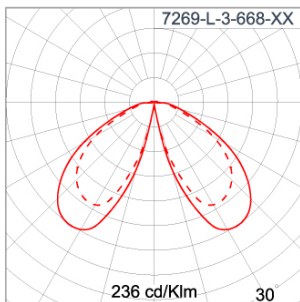
Icon definition

\*Due to the constancy of product development, we reserve the right to alter all specification without prior notice.

### Specification

IEC Standard	IEC 60598-1 General Requirement IEC 60598-2-1 Fixed Luminaires												
Protection	IP66 Class I												
IK Rating	Protection against mechanical impact IK10 on body and optical part.												
Luminaires Body Housing	High strength cast aluminum alloy component.												
Coating Process	Nano ceramic surface conversion, resistant to corrosive environment. Luminaire primarily coated with epoxy resin and top coated with UV stabilized polyester powder and cured in digital temperature controlled chamber at 200°C.												
Diffuser	Weather resistant extruded polycarbonate with UV stabilized additive cover.												
Lens	Molded PC lens from renowned manufacturers in various light distribution patterns.												
Gasket	Post-cured treated silicone gasket. Temperature and weather resistant. Working temperature -40°C to +200°C.												
External Screws	External screws are in stainless steel with protection grease.												
Cable Entry	Cable entry protected by M20 cable gland. To be used with H05RN-F/ H07RN-F cable with 7-13mm. diameter.												
Led	High efficiency LED module utilized chips from world renowned manufacturer. Assembled on MCPCB and mounted on to heat conductive material.												
Driver	High quality constant current LED driver. Conform to safety standard and electromagnetic compatibility standard.												
Enhanced Protection	The luminaire is equipped with a 10kV surge protection device, the function of the protector is indicated by a LED, performance in compliance with IEC61643-11.												
Internal Wire	Tinned copper conductor with silicone insulated internal wire. IMQ approved. Working temperature -40°C to +180°C.												
Terminal Block	Assembled with quick connector for cable with cross section up to 2.5 sqmm. from ADELS or equivalents. VDE approved. Class1 luminaire provided with the earth connection.												
Pre-Wire Cable	Pre-wired with 3x1.0 sqmm. H07RN-F neoprene cable. IMQ approved.												
Caution	Installation work has to be carried on according to the enclosed installation manual.												
Color	<table border="0"> <tr><td></td><td>Black O1</td></tr> <tr><td></td><td>Graphite O2</td></tr> <tr><td></td><td>Dark Grey O3</td></tr> <tr><td></td><td>Aluminum Silver O4</td></tr> <tr><td></td><td>White O6</td></tr> <tr><td></td><td>Wooden Brown O7</td></tr> </table>		Black O1		Graphite O2		Dark Grey O3		Aluminum Silver O4		White O6		Wooden Brown O7
	Black O1												
	Graphite O2												
	Dark Grey O3												
	Aluminum Silver O4												
	White O6												
	Wooden Brown O7												

### Light Distribution



# STICK

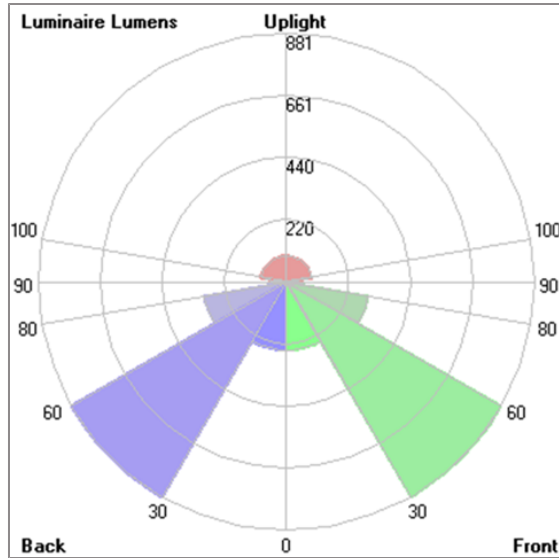
STICK

POLE MOUNTED



LAST UPDATE: 02-07-2024

## Bug Report



### Lum. Classification System (LCS)

LCS	Zone	%Lumens	%Lamp	%Lum
FL	[0-30]	242.2	5.7	7.8
FM	[30-60]	881.0	20.9	28.5
FH	[60-80]	295.6	7.0	9.6
FVH	[80-90]	56.2	1.3	1.8
BL	[0-30]	242.2	5.7	7.8
BM	[30-60]	881.0	20.9	28.5
BH	[60-80]	295.6	7.0	9.6
BVH	[80-90]	56.2	1.3	1.8
UL	[90-100]	48.7	1.2	1.6
UH	[100-180]	90.7	2.1	2.9
Total		3089.4	73.1	100.0
BUG Rating		B1-U3-G1		

\*Due to the constancy of product development, we reserve the right to alter all specification without prior notice.

# STICK

## STICK

### POLE MOUNTED



LAST UPDATE: 02-07-2024


#### Accessories



Ordering Code:  
AUN-ACB-0009-00  
Anchor bolt kit, pole  
diameter 114 and 114/140,  
galvanized steel pole



Ordering Code:  
AUN-ACB-0008-00  
Anchor bolt kit, pole  
diameter 102mm and  
151x102mm, galvanized  
steel pole



Ordering Code:  
AUN-ACB-0005-00  
Anchor bolt kit, aluminum  
pole



Ordering Code:  
ALUMINUM-POLE-STICK-DIRECT-POLE-TOP  
Please contact Sales  
Representative



Ordering Code:  
STEEL-POLE-STICK-DIRECT-POLE-TOP  
Please contact Sales  
Representative