

TUBE

MEDIUM TUBE – UP / DOWN

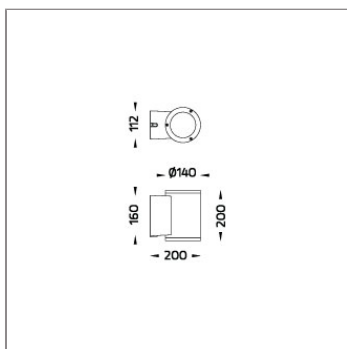
WALL SURFACE MOUNT



LAST UPDATE: 09-01-2025



TUBE a family of cylindrical shaped wall light, ceiling light and Area light. The body components are made from extruded and LM6 aluminium which make them highly corrosion resistant to any extreme environment. TUBE is protected from the ingress of dust and water and are used in both outdoor and indoor environments. Fitted with COB LED in three color temperature from 2700K, 3000K or 4000K with high CRI. HID light source and retrofit solution for E27 Led lamps are also available. TUBE can solve many lighting tasks in modern architectural surrounds and are generally used in illuminating columns and facades. The pole lights give a great level of downward light with symmetric wide beam, asymmetric forward throw or side throw light distributions. Catenary mounting of luminaires is great option for tasteful illumination of outdoor spaces. Flexible arrangement of the luminaire position enables lighting designers to set the light mood to a multitude of use cases. The innovative lever clamping system utilizes a single common tool for a trouble free easy installation. All commonly used catenary wires with a diameter of 4 – 8mm are suitable. Wire slope of up to 20° can be easily compensated. Catenary mount luminaires are equipped with a single prewired cable of 2000mm length. Double prewired cable for looping is available upon request.



Technical Data



Ordering Code :	5002-C-3-535-XX
Lamp :	LED
Beam :	45°/15°
CCT :	3000 K
CRI :	CRI >80
SDCM :	SDCM = 3
Lamp Lumen :	2x2300 lm
Luminaire Lumen :	3520 lm
Lamp Wattage :	2x18 W
Luminaire Wattage :	40 W
Efficacy :	88 lm/W
Ambient Temperature :	50°C
Lumen Maintenance	L80B10 >108,000 h
Controller :	On-Off
Input Voltage :	220-240Vac 50/60Hz
Net Weight :	3.90 kg.

Ordering code guide

XXXX-X-X-XXX-XX
A B C D E

- A Product Code
- B Reflector
- C Electrical Component
- D Lamp
- E Color



Icon definition

TUBE

MEDIUM TUBE – UP / DOWN

WALL SURFACE MOUNT

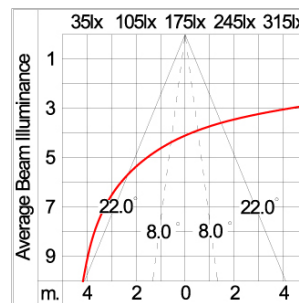
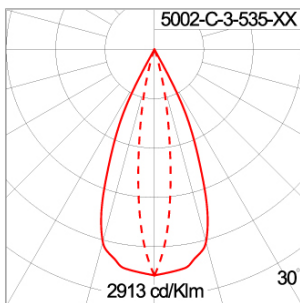


LAST UPDATE: 09-01-2025

Specification

IEC Standard	IEC 60598-1 General Requirement IEC 60598-2-1 Fixed Luminaires												
Protection	IP65 Class I												
Luminaires Body Housing	High-pressure die cast aluminum alloy body and components. Extruded aluminum 56063 alloy body with low copper content.												
Coating Process	Nano Ceramic surface conversion, resistant to corrosive environment. Luminaire primarily coated with epoxy resin and top coated with UV stabilized polyester powder and cured in digital temperature controlled chamber at 200°C.												
Diffuser	Impact resistant safety tempered glass cover. Able to withstand the temperature up to 250°C. Glass flushes to the front cover, no accumulation of dust and water.												
Lens	Molded PC lens from renowned manufacturers in various light distribution patterns.												
Gasket	Post-cured treated silicone gasket. Temperature and weather resistant. Working temperature -40°C to +200°C.												
External Screws	External screws are in stainless steel with protection grease.												
Cable Entry	Cable entry protected by weather proof grommet. To be used with HO5RN-F/ HO7RN-F cable with 7-10mm. diameter.												
LED	High efficiency LED module utilized chips from world renowned manufacturer. Assembled on MCPCB and mounted on to heat conductive material.												
Driver	High quality constant current LED driver. Conform to safety standard and electromagnetic compatibility standard.												
Internal Wire	Tinned copper conductor with silicone insulated internal wire. IMQ approved. Working temperature -40°C to +180°C.												
Terminal Block	Terminal block in GFR PA6.6 for cable with cross section up to 2.5 sqmm. VDE approved. Class1 luminaire provided with the earth connection.												
Caution	Installation work has to be carried on according to the enclosed installation manual.												
Color	<table><tr><td></td><td>Black O1</td></tr><tr><td></td><td>Graphite O2</td></tr><tr><td></td><td>Dark Grey O3</td></tr><tr><td></td><td>Aluminum Silver O4</td></tr><tr><td></td><td>White O6</td></tr><tr><td></td><td>Wooden Brown O7</td></tr></table>		Black O1		Graphite O2		Dark Grey O3		Aluminum Silver O4		White O6		Wooden Brown O7
	Black O1												
	Graphite O2												
	Dark Grey O3												
	Aluminum Silver O4												
	White O6												
	Wooden Brown O7												

Light Distribution



*Due to the constancy of product development,
we reserve the right to alter all specification
without prior notice.

TUBE

MEDIUM TUBE – UP / DOWN

WALL SURFACE MOUNT

 **Unilamp**

LAST UPDATE: 09-01-2025

Accessories



Ordering Code:
AUN-GSH-0012-00
Honeycomb louver, LED,
pre-assembly from factory



Ordering Code:
AUN-SOF-0026-00
Softening filter, LED,
pre-assembly from factory