

# DOT

## DOT SQUARE

### WALL RECESSED

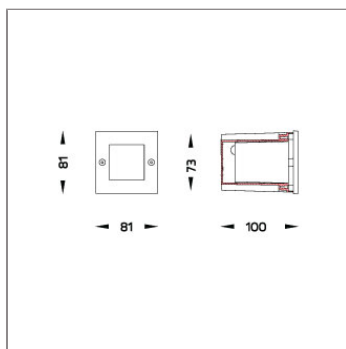


LAST UPDATE: 18-06-2024



INTEGRATED DRIVER

DOT family is a range of small recessed wall luminaires with LED light sources. Fitted with world renowned LED manufacturer DOT is highly efficient with low energy consumption. The glare-free cover enables them to be installed where comfortable illumination is required. DOT is available in four different design with interchangeable front covers in both square and round shapes. A very small and shallow housing allows the installation of the fixtures in wall or step that have limited recessing depth. DOT provides directional light for stairways and pathways where comfortable low level of light is preferred.



## Technical Data



Ordering Code :	6083-0-3-989-XX
Lamp :	LED
CCT :	3000 K
CRI :	CRI >80
SDCM :	SDCM = 3
Lamp Lumen :	130 lm
Luminaire Lumen :	60 lm
Lamp Wattage :	1 W
Luminaire Wattage :	2 W
Efficacy :	30 lm/W
Ambient Temperature :	30°C
Lumen Maintenance	L80B10 >108,000 h
Controller :	On-Off
Input Voltage :	220-240Vac 50/60Hz
Net Weight :	0.40 kg.

### Ordering code guide

XXXX-X-X-XXX-XX				
A	B	C	D	E
Product Code	Reflector	Electrical Component	Lamp	Color

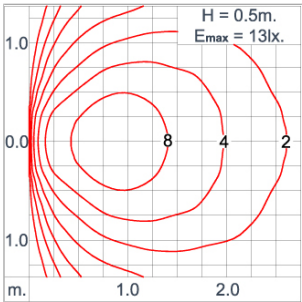
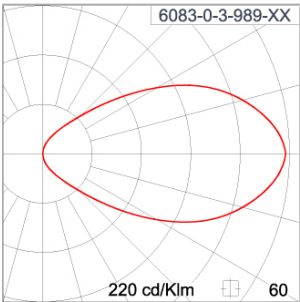


Icon definition

Specification

IEC Standard	IEC 60598-1 General Requirement IEC 60598-2-2 Recessed Luminaires
Protection	IP66 Class II
IK Rating	Protection against mechanical impact IK07 on body and optical part.
Luminaires Body Housing	High-pressure die cast aluminum alloy body and components. Injected PC body component.
Coating Process	Nano Ceramic surface conversion, resistant to corrosive environment. Luminaire primarily coated with epoxy resin and top coated with UV stabilized polyester powder and cured in digital temperature controlled chamber at 200°C.
Diffuser	Self-extinguishing high impact resistant clear polycarbonate diffuser with UV stabilized additive.
Gasket	Weather resistant silicone gasket. Working temperature -40°C to +200°C.
External Screws	External screws are in stainless steel with protection grease.
Cable Entry	Cable entry protected by weather proof grommet. To be used with H05RN-F/ H07RN-F cable with 5-10mm. diameter.
Led	High efficiency LED module utilized chips from world renowned manufacturer. Assembled on MCPCB and mounted on to heat conductive material.
Driver	High quality constant current LED driver. Conform to safety standard and electromagnetic compatibility standard.
Terminal Block	Terminal block in GFR PA6.6 for cable with cross section up to 2.5 sqmm. VDE approved.
Caution	Installation work has to be carried on according to the enclosed installation manual.
Color	<div><div><div></div><div></div><div></div><div></div><div></div><div></div></div><div>Black O1 Graphite O2 Dark Grey O3 Aluminum Silver O4 White O6 Wooden Brown O7</div></div>

Light Distribution



\*Due to the constancy of product development,  
we reserve the right to alter all specification  
without prior notice.

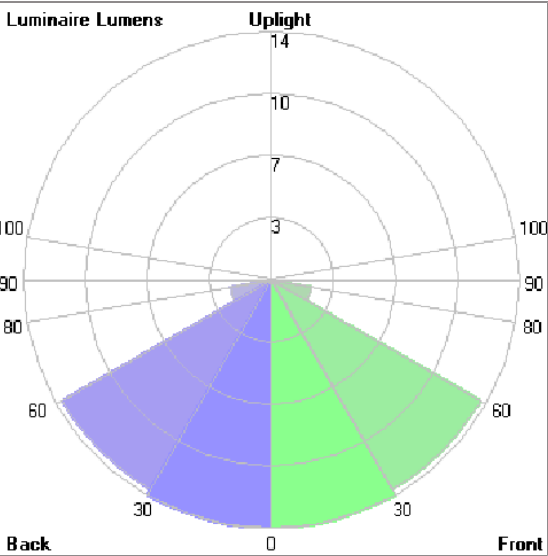
# DOT

DOT SQUARE  
WALL RECESSED



LAST UPDATE: 18-06-2024

## Bug Report



Lum. Classification System (LCS)				
LCS	Zone	%Lumens	%Lamp	%Lum
FL	[0-30]	13.9	10.7	23.2
FM	[30-60]	13.6	10.4	22.6
FH	[60-80]	2.3	1.8	3.8
FVH	[80-90]	0.2	0.1	0.3
BL	[0-30]	13.9	10.7	23.2
BM	[30-60]	13.6	10.4	22.6
BH	[60-80]	2.3	1.8	3.8
BVH	[80-90]	0.2	0.1	0.3
UL	[90-100]	0.0	0.0	0.0
UH	[100-180]	< 0.05	0.0	0.0
Total		60.0	46.0	100.0
BUG Rating		B0-U1-G0		

\*Due to the constancy of product development,  
we reserve the right to alter all specification  
without prior notice.